



Portfolio Scoop

Insights into the Trends and their performance

DECEMBER 2022

- **Most developed markets retreated after the rally in recent months as investors' concerns about a global recession outweighed the news of China re-opening and moving away from its Covid Zero policy.**
- **Hong Kong markets rose again after months of underperformance with the HSI and HSCEI Indices, up 6.37% and +5.18% respectively (local prices). Interestingly, China's Shanghai Composite Index was down only -1.97% (local price) in comparison.**
- **All other major developed market indices were in the negative with the U.S. NASDAQ Index, down -8.73% and Japan's Nikkei 225 Index, down -6.70% (local prices) being the worst performers.**
- **The monthly performances across our Trends were -6.65%, -5.11% and -3.02% for the Big Data, Online Shopping Spree, and Clean Disruption Trends respectively (versus MSCI World ex Australia Index of -5.49%).**

Dear Members

Welcome to our latest Portfolio Scoop from AtlasTrend, which provides insights into our Trends and their performance.

What happened to the markets in December?

Most developed markets retreated after the rally in recent months as investors' concerns about a global recession outweighed the news of China re-opening and moving away from its Covid Zero policy.

Hong Kong markets rose again after months of underperformance with the HSI and HSCEI Indices, up 6.37% and +5.18% respectively (local prices). Interestingly, China's Shanghai Composite Index was down only -1.97% (local price) in comparison.

All other major developed market indices were in the negative with the U.S. NASDAQ Index, down -8.73% and Japan's Nikkei 225 Index, down -6.70% (local prices) being the worst performers.

The monthly performances across our Trends were -6.65%, -5.11% and -3.02% for the Big Data, Online Shopping Spree, and Clean Disruption Trends, respectively. The MSCI World Daily Net Total Return ex Australia Index (this MSCI Index measures the equity market performance of shares listed on the exchanges of 23 of the world's major developed economies ex Australia factoring in reinvested net dividends) ended the month -5.49% in AUD terms.

Fears of recession weigh on U.S. markets

The U.S. Federal Reserve will likely slow the pace of its interest-rate increases but emphasised that rates will need to keep rising and remain restrictive for some time to control inflation, which came in at 7.1% for November, which was lower than expectations.

In December, it raised interest rates by another 0.50% with projected rates ending next year at 5.1%, before being cut to 4.1% in 2024. It said that the size of the next rate increase in February 2023 would depend on incoming data with an expectation that once they reach that peak, they'll stay on hold through all of 2023.

However, investors remained concerned for the economic outlook for 2023 as CEOs from Goldman Sachs and JPMorgan warn of recession and earnings weakness.

Europe also faces recessionary concerns

Europe is facing similar recessionary concerns with the Purchasing Managers Index falling to its lowest level in two years in France. Similarly, U.K. companies are bracing for an economic contraction, with both the manufacturing and service sectors experiencing a slowdown in 4Q 2022.

China re-opening brings some hope but even more questions

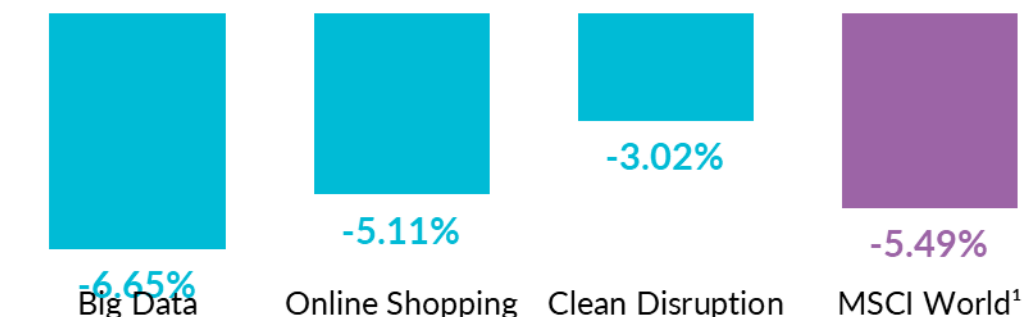
During December, China's National Health Commission set out 10 new measures to assist the move away from its Covid Zero policy. Historic protests put pressure on President Xi Jinping to quickly change policy direction, particularly as the country continued to produce weak trade and economic data. Retail sales and factory output have slowed, and unemployment has increased.

With the economy re-opening, coronavirus infections are spreading rapidly. China's elderly vaccination rate is still well below other countries and the healthcare system is under-resourced and under pressure. It is also increasing isolation in the short-term and causing a fall in travel and economic activity as evidenced by subway passenger numbers falling in cities including Shanghai and Guangzhou as infections surged.

Investors are also concerned that China's decision to relax its pandemic restrictions would spur inflation even further globally.

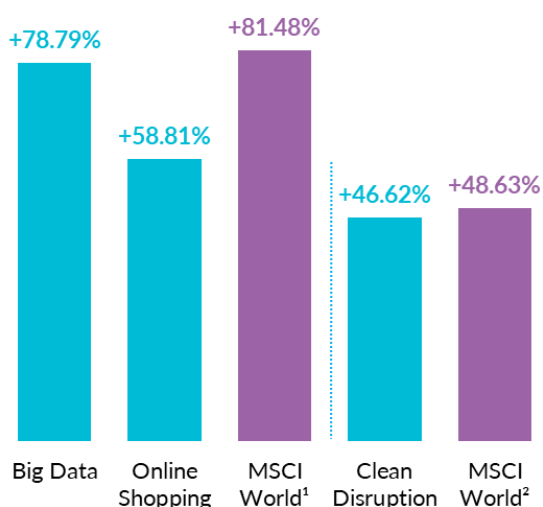
Meanwhile, the Bank of Japan amended its yield curve control stance by doubling its cap on 10-year yields to 0.5%. However, it was more aimed at keeping stimulus than changing policy trajectory. Its dovish stance was reinforced as it announced a bond buying operation after global yields surged. Japan's factory output shrank for a third straight month in November, supporting the central bank's view that the economy continues to need monetary support.

Trend Round Up

Trends Performance
for the month of December 2022

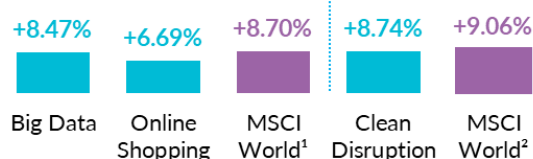
Note: Launch date of the Trends is 9 November 2015 apart from Clean Disruption Fund, which was launched on 6 June 2018. MSCI World refers to the MSCI World ex Australia Index. ¹ Start date 9 November 2015. ² Start date 6 June 2018.

Trends Performance



Note: Launch date of the Trends is 9 November 2015 apart from Clean Disruption Fund, which was launched on 6 June 2018. MSCI World refers to the MSCI World ex Australia Index. ¹ Start date 9 November 2015. ²

Trends Performance p.a.



In the last 12 months, we have delivered performances of -23.55%, -23.47% and -7.47% for the Big Data, Online Shopping Spree, and Clean Disruption Trends respectively (versus MSCI World ex Australia Index of -12.52%).

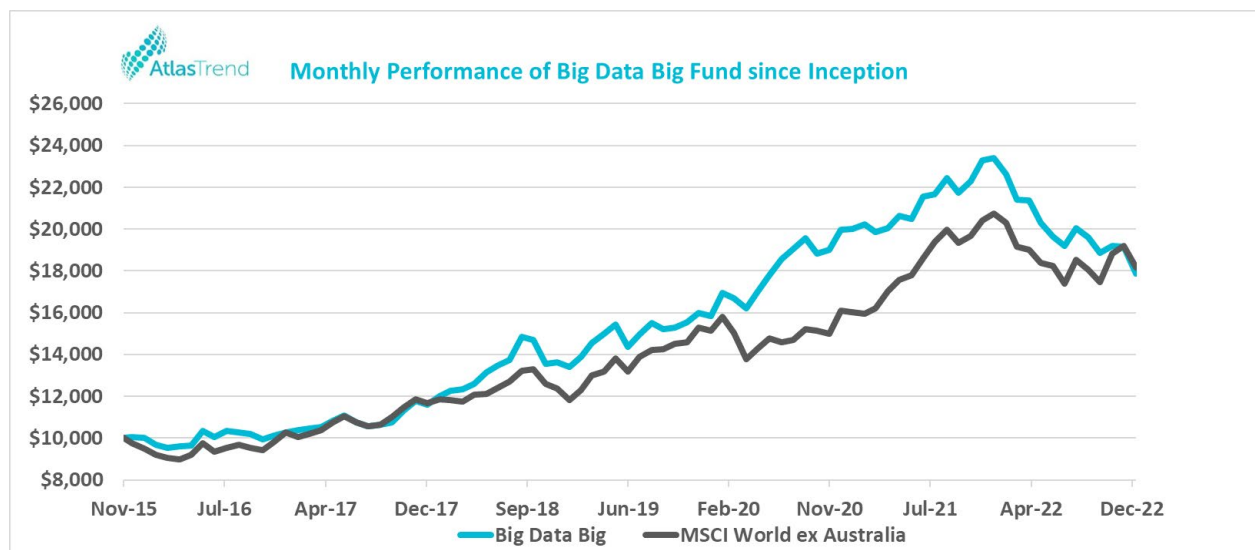
In the last 6 months, we have delivered performances of -6.79%, -4.14% and +2.21% for the Big Data, Online Shopping Spree, and Clean Disruption Trends respectively (versus MSCI World ex Australia Index of +4.31%).

In the last 3 months, we have delivered performances of -5.21%, -1.23% and +2.18% for the Big Data, Online Shopping Spree, and Clean Disruption Trends respectively (versus MSCI World ex Australia Index of +3.95%).

Big Data Big Fund

The Trend return for the month was -6.65% and since launch (9 December 2015) is +78.79%.

This Trend has delivered a +8.47% return per annum since inception.

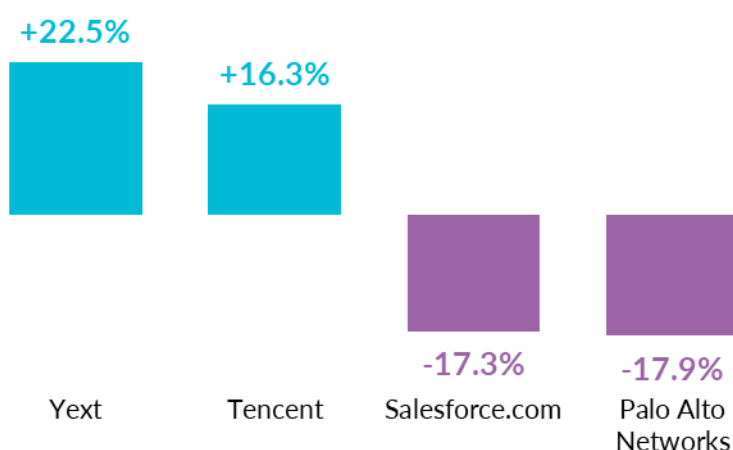


This Trend had a weak month with its Chinese companies including JD.com and Tencent continuing their rally. Other strong performers included Splunk and Yext.

However, the U.S. technology sector experienced a broad sell-off with the likes of Palo Alto Networks, Salesforce.com, Arista Networks, Amazon.com and Alphabet being the Trend's weakest names.

As of the end of December 2022, this Trend consisted of 18 companies.

Top & bottom performers for December 2022 Big Data Big Fund

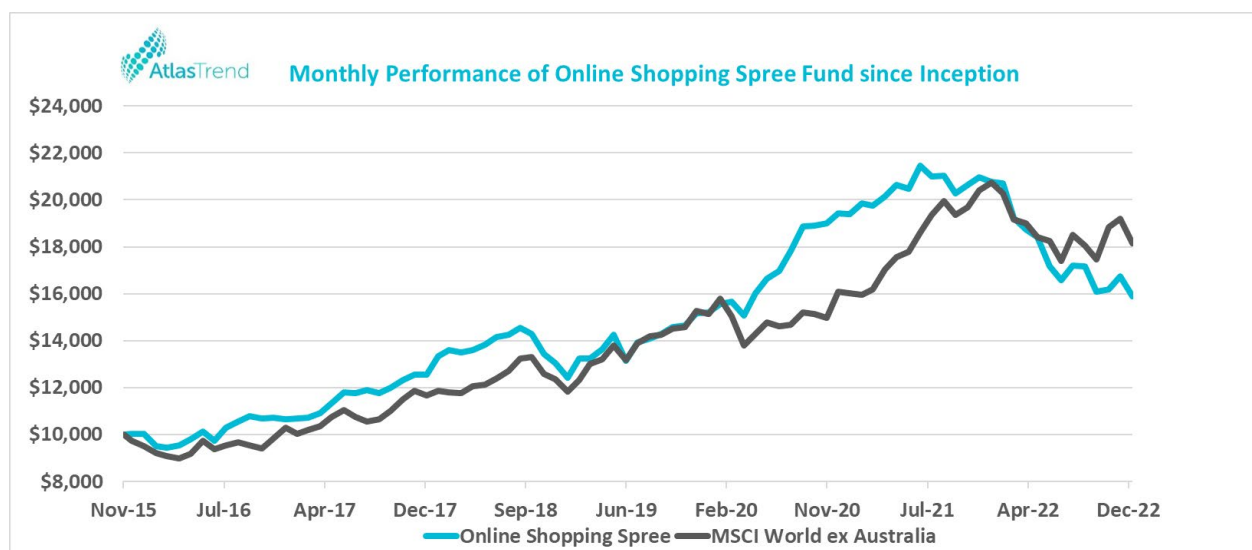


Note: % share price return in local currency, excluding any dividends received during the month

Online Shopping Spree Fund

The Trend return for the month was -5.11% and since launch (9 December 2015) is +58.81%.

This Trend has delivered a +6.69% return per annum.

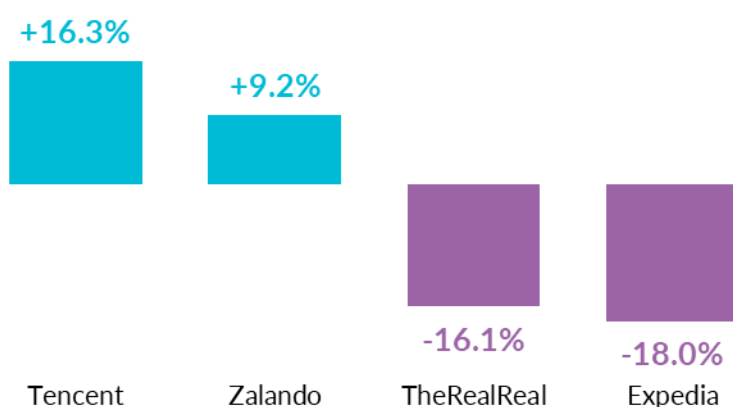


This Trend had a weak month as Chinese equities continued their rally with the Trend's Chinese names (JD.com, Netease, Alibaba, Meituan and Tencent) all outperforming.

However, the U.S. market experienced a broader sell-off with the likes of Expedia, TheRealReal, Amazon.com, Apple and Target being the Trend's weakest names.

As of the end of December 2022, this Trend consisted of 17 companies.

Top & bottom performers for December 2022 Online Shopping Spree Fund

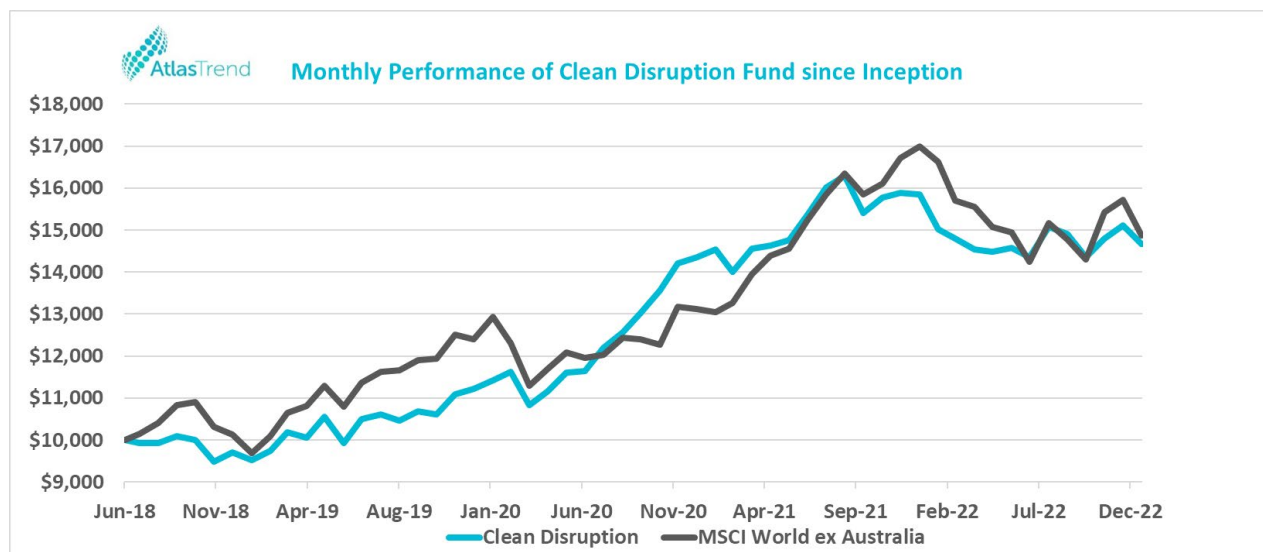


Note: % share price return in local currency, excluding any dividends received during the month

Clean Disruption Fund

The Trend return for the month was -3.02% and since launch (6 December 2018) is +46.62%.

This Trend has delivered a +8.74% return per annum since inception.

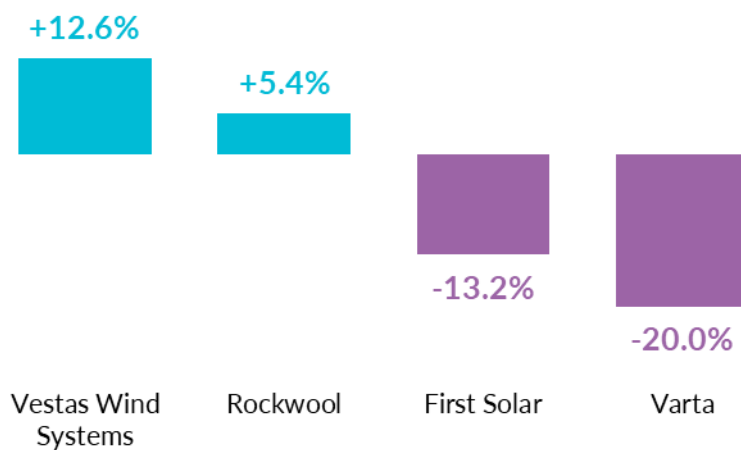


This Trend performed relatively well with positive performances from Vestas Wind Systems, Rockwool, Orsted, IPG Photonics, Iberdrola and BYD and Tomra Systems.

Varta and First Solar were the weakest names followed by Algonquin and Tomra Systems.

As of the end of December 2022, this Trend consisted of 18 companies.

Top & bottom performers for December 2022 Clean Disruption Fund



Note: % share price return in local currency, excluding any dividends received during the month

Important notice

Atlastrend Pty Ltd (ABN 83 605 565 491) (AtlasTrend) is a Corporate Authorised Representative (No. 001233660) of Fundhost Limited (ABN 69 092 517 087, AFS Licence No. 233045) (Fundhost) and Havana Financial Services Pty Ltd (ABN 90 619 804 518, AFS Licence No. 500435) (Havana). Any advice contained in this communication is general advice only. None of the information provided is, or should be considered to be, personal financial advice. The content has been prepared without taking into account your personal objectives, financial situations or needs. If you consider it necessary you should seek your own advice before making any financial or investment decisions. The information provided in this communication is believed to be accurate at the time of writing. None of AtlasTrend, Fundhost, Havana or their related entities nor their respective officers and agents accept responsibility for any inaccuracy in, or any actions taken in reliance upon, that information. A copy of AtlasTrend's financial services guide can be found at www.atlastrend.com/fsg.

Any managed investment fund product (Fund) mentioned in this communication is offered via a Product Disclosure Statement (PDS) which contains all the details of the offer. The PDS is issued by Fundhost as responsible entity for the Funds. Before making any decision to make or hold any investment in a Fund you should consider the PDS in full. The PDS is available at www.atlastrend.com/pds or by calling AtlasTrend on 1800 589 778. The Target Market Determination is available .

Investment returns are not guaranteed. Past performance is not a reliable indicator of future performance. Disclosed investment returns assume reinvestment of all distributions. For the Clean Disruption Fund performance is shown net of fees. For the remaining Funds performance is shown net of fees from 7 February 2018 and prior to that performance is shown gross of any fees. [Click here](#) for more details about current and previous fee arrangements.