



THE MONTGOMERY FUND

INVESTMENT REPORT & FACT SHEET

FUND OVERVIEW

The Montgomery Fund employs a bottom-up, value style to invest and manage the equity portfolio. The Fund has the ability to retain a cash weighting, with a 'soft' 30 per cent limit, while seeking to identify companies that satisfy three main points of criteria. For inclusion in The Montgomery Fund, a business must be of premium quality, display bright prospects for earnings and growth in intrinsic value, and be available to purchase at a reasonable price.

Pursuant to this objective, The Fund aims to deliver superior positive returns where suitable investment opportunities are abundant, and to preserve capital through cash allocations where suitable investment opportunities are scarce.

FUND FACTS

INVESTMENT MANAGER

Montgomery Investment Management Pty Ltd

OBJECTIVE

The Montgomery Fund aims to outperform the index over a rolling 5-year period.

BENCHMARK

The S&P/ASX 300 Accumulation Index

FUND CONSTRUCTION

The Fund's All Cap portfolio will typically comprise 20-40 high-conviction stocks listed on the ASX and/or NZSX. Cash typically ranges from 0%-30%, but up to 50% in extreme situations.

APIR

FHT0030AU

RECOMMENDED INVESTMENT TIMEFRAME

5 years

MINIMUM INITIAL INVESTMENT

\$25,000

INCEPTION DATE

17 AUGUST 2012

FUND SIZE

\$692.6M

MANAGEMENT FEE

1.36% per annum, which includes a management fee of 1.18% per annum. Both figures are GST inclusive and net of RITC.

PERFORMANCE FEES

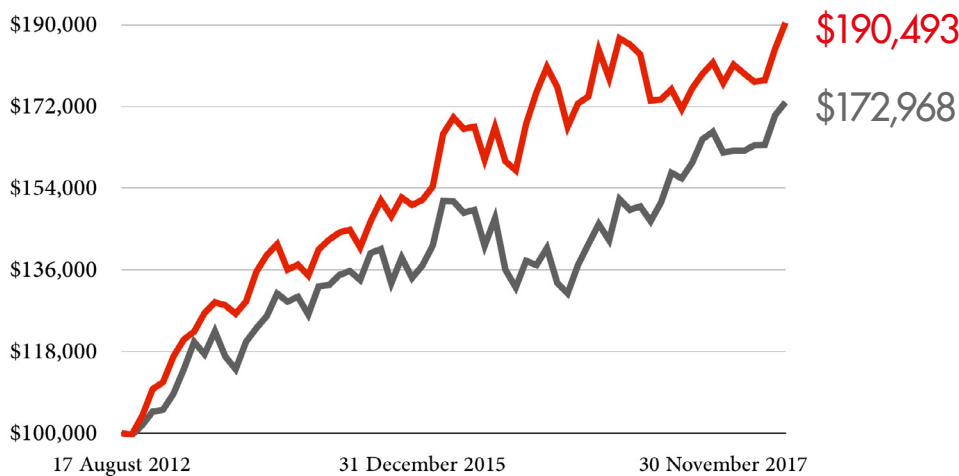
15.38% of the total return of The Fund that is in excess of the Index. No performance fee is payable until any previous periods of underperformance has been made up.

APPLICATION & REDEMPTION PRICES

montinvest.com/tmf

PERFORMANCE GRAPH

■ The Montgomery Fund ■ S&P/ASX300 Accum.



CONTACT DETAILS

INVESTORS

Dean Curnow
t 02 8046 5019
e dcurnow@montinvest.com

ADVISERS, RESEARCHERS AND PLATFORMS

Scott Phillips
(NSW, ACT & QLD)
t 02 8046 5005
e sphillips@montinvest.com

David Denby
(VIC, TAS, SA & WA)
t 0455 086 484
e ddenby@montinvest.com

PORTFOLIO PERFORMANCE

(to 30 November 2017, after all fees)

	INCOME	CAPITAL GROWTH	THE MONTGOMERY FUND	S&P/ASX 300 ACCUM. INDEX	OUT/UNDER PERFORMANCE
1 month	0.00%	3.12%	3.12%	1.69%	1.43%
3 months	0.00%	7.35%	7.35%	5.81%	1.54%
6 months	0.70%	6.82%	7.51%	6.86%	0.65%
12 months	1.55%	8.20%	9.74%	14.66%	-4.92%
3 years (p.a.)	5.28%	2.94%	8.22%	8.82%	-0.60%
5 years (p.a.)	5.51%	5.85%	11.36%	10.46%	0.90%
Since inception#	34.24%	56.26%	90.49%	72.97%	17.52%
Compound annual return (since inception)#	5.73%	7.24%	12.96%	10.92%	2.04%



FUND COMMENTARY

November was a strong month for The Montgomery Fund (The Fund), with a return of 3.12 per cent. In comparison, The Fund's benchmark, the S&P/ASX300 Accumulation Index, returned 1.69 per cent, resulting in outperformance of 1.43 per cent.

Given that The Fund continues to hold a substantial cash balance, outperformance in a rising market is a pleasing result. The main contributors to the positive result included holdings in Speedcast International, REA Group and Navitas. However, most of The Fund's holdings contributed positively, with only a small number of names declining.

The largest exception to this was Monash IVF Group, which gave a disappointing trading update to the market, resulting in a sharp price decline during November. While it is only a small holding in The Fund, the continued disappointing performance of Monash has been the subject of considerable focus from the investment team recently. Following this analysis, our confidence in the business is diminished, and The Fund has reduced its position going forward.

More generally, we remain wary of market valuations, especially for high-growth mid cap businesses, and are taking an increasingly cautious approach to a number of portfolio names that have performed strongly recently, resulting in some increase to cash holdings.

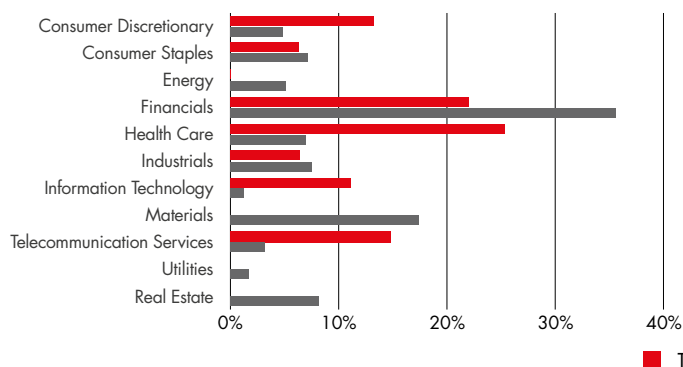
TOP COMPLETED HOLDINGS* (TCH)

(at 30 November 2017, out of 27 holdings)

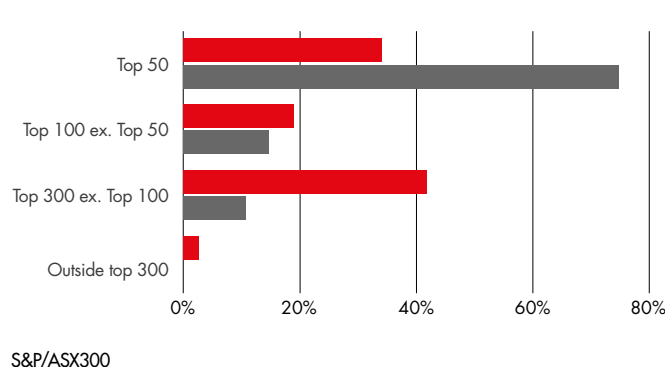
COMPANY NAME	RETURN ON EQUITY (%)	NET DEBT/EQUITY (%)	PRICE/EARNINGS (X)	WEIGHT (%)
Rea Group	23.1	16.7	35.6	5.93
Resmed	19.7	13.1	27.4	5.24
Ramsay Health Care Ltd	26.0	124.1	24.6	4.21
Primary Health Care Ltd	4.1	42.0	19.9	4.08
Spark New Zealand Ltd	24.3	51.1	16.6	3.94
Speedcast International Ltd	12.0	119.2	21.3	3.91
Wesfarmers Ltd	12.0	18.4	17.4	3.63
Steadfast Group Ltd	7.5	-13.5	23.3	3.57
Navitas Ltd	38.7	119.4	24.7	3.55
Challenger Ltd	14.3	N/A	20.2	3.52
TCH AVERAGE	18.2	54.5	23.1	
MARKET AVERAGE	15.8	66.6	19.6	
Total equity weighting				73.1
Total cash weighting				26.9

*Top Completed Holdings are businesses we own but are not actively buying or selling at the time of writing.

INDUSTRY EXPOSURE



MARKET CAPITALISATION EXPOSURE



PLATFORMS WE ARE ON: Ausmaq AMP PortfolioCare AMP Summit AMP Wealthview AMP North Asgard BT Wrap BT Panorama Colonial First Wrap Clearview Wealthsolutions Investment Exchange (IX) Federation Accounts HUB24 Linear Managed Accounts Macquarie Wrap MLC Wrap Navigator Netwealth IPDS Netwealth Super OneVue Powerwrap UBS

Portfolio Performance is calculated after fees and costs, including the Investment management fee and Performance fee, but excludes the buy/sell spread. All returns are on a pre-tax basis. This report was prepared by Montgomery Investment Management Pty Ltd, AFSL No: 354564 ('Montgomery') the investment manager of The Montgomery Fund ('TMF'), ARSN 159 364 155. The Responsible Entity of The Fund is Fundhost Limited (ABN 69 092 517 087) (AFSL No: 233 045) ('Fundhost'). This document has been prepared for the purpose of providing general information, without taking into account your particular objectives, financial circumstances or needs. You should obtain and consider a copy of the Product Disclosure Document ('PDS') relating to the Fund before making a decision to invest. Available here: <http://fundhost.com.au/investor/tmf>. While the information in this document has been prepared with all reasonable care, neither Fundhost nor Montgomery makes any representation or warranty as to the accuracy or completeness of any statement in this document including any forecasts. Neither Fundhost nor Montgomery guarantees the performance of the Fund or the repayment of any investor's capital. To the extent permitted by law, neither Fundhost nor Montgomery, including their employees, consultants, advisers, officers or authorised representatives, are liable for any loss or damage arising as a result of reliance placed on the contents of this report. Past performance is not indicative of future performance.

