

# Polen Capital Global Growth Fund Class A Units

## Investment Report & Fact Sheet

August 2021

### Fund Overview

Polen's Global Growth strategy seeks to achieve long-term growth by building a concentrated portfolio of outstanding global businesses. Polen Capital (Polen) believe that consistent earnings growth is the primary driver of intrinsic value and long-term stock appreciation. Polen invests in companies they identify as having a durable earnings profile driven by a sustainable competitive advantage, superior financial strength, proven management teams and powerful products/services.

By thinking and investing like a business owner and taking a long-term investment approach, Polen believe that clients will best benefit from targeted steady compounding returns expected to be generated by the companies held in the portfolio. Returns are not guaranteed.

### Fund Facts

#### Investment Manager

Montgomery Investment Management Pty Ltd

#### Objective

The Fund aims to outperform the benchmark, over a rolling five-year period, net of fees.

#### Benchmark

MSCI ACWI Net Total Return Index, in Australian Dollars

#### Fund Construction

The Fund typically invests in a portfolio of 25 to 35 high quality outstanding global businesses with competitive advantages and the potential for sustained superior returns.

#### APIR

FHT8597AU

#### Recommended Investment Timeframe

At least 5 years

#### Minimum Initial Investment

A\$25,000

#### Inception Date

15 March 2021

#### Aggregate Fund Size

\$26.4M

#### Management Fees and Costs

Up to 1.20% per annum of the net asset value of The Fund

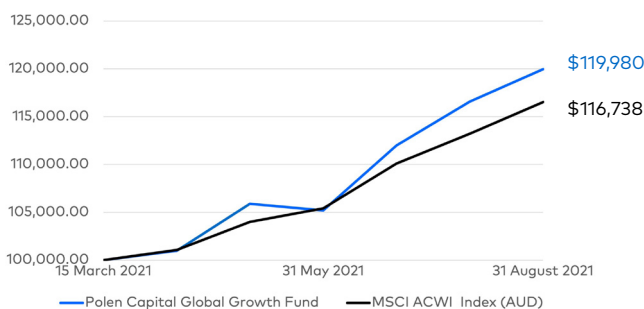
#### Performance Fees

15.05% of the excess total return of The Fund (after management fees and expenses have been deducted) above the Fund's benchmark.

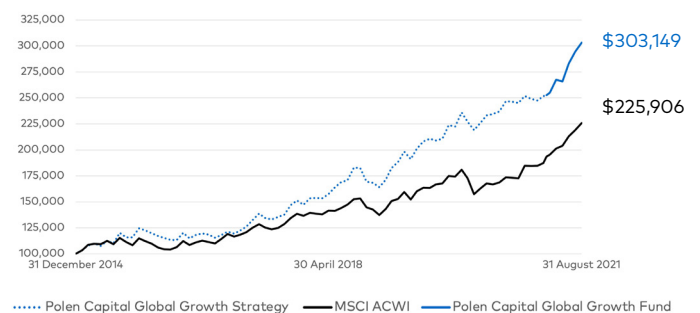
#### Application & Redemption Prices

[montinvest.com/our-funds/polen-capital-global-growth-fund/](http://montinvest.com/our-funds/polen-capital-global-growth-fund/)

### Polen Capital Global Growth Fund Performance



### Polen Capital Global Growth Strategy Performance – AUD adjusted\*



\*Source: Montgomery/Archer. The Fund's inception date is 15 March 2021. Performance for prior periods is based on the actual performance of the Polen Capital Global Growth strategy managed by Polen Capital since 31 December 2014, adjusted for fees and converted to AUD and assumes all distributions are reinvested. The Fund invests using the identical strategy to the Polen Capital Global Growth Strategy and is advised by the same investment management team managing to the same investment objectives. Past performance is not a reliable indicator of future performance.

### Portfolio Performance (to 31 August 2021, after all fees)

	1 month	3 months	1 year	Since Inception (15 Mar 2021)	Compound Annual Return (CAR) Since Inception	Strategy CAR Since Inception*	Strategy Return Since Inception*
Polen Capital Global Growth Fund	2.92%	14.05%	N/A	19.98%	N/A	18.10%	203.15%
MSCI ACWI (AUD)	3.09%	10.75%	N/A	16.74%	N/A	13.00%	125.91%
Out/Underperformance	-0.17%	3.30%	N/A	3.24%	N/A	5.10%	77.24%

Portfolio Performance is calculated after fees and costs, including the Investment management fee and Performance fee, but excludes the buy/sell spread. All returns are on a pre-tax basis.

# Polen Capital Global Growth Fund Class A Units Investment Report & Fact Sheet

August 2021

## Fund Commentary

Global equity markets moved higher in August seemingly boosted by positive market sentiment following dovish monetary policy remarks by the U.S. Federal Reserve. High-growth technology U.S. equities led the charge lifted by strong second quarter earnings results and expectations of interest rates remaining low this year. The Polen Capital Global Growth Fund (the Fund) returned 2.92 per cent versus the MSCI ACWI in Australian dollars, which returned 3.09 per cent.

The top three absolute contributors to performance were Alphabet, Microsoft, and Adobe.

The communication services sector contributed the most to relative performance, driven primarily by stock selection and an overweight position in companies with robust gains during the month. Alphabet led relative performance as the company continues to benefit from a widespread recovery in the market for digital advertising. Stock selection within the health care sector also contributed to relative returns, led by Abbott Laboratories.

Abbott saw demand for its COVID-19 products increase amid a surge in cases caused by the Delta variant.

Stock selection within the information technology sector detracted from relative performance, led by Mastercard and Visa. Shares may have been affected by investor profit-taking following strong price performances. Consumer discretionary also detracted from relative performance due to stock selection, led by Adidas.

Polen Capital continue to believe that the Portfolio is well-positioned for long-term growth. Despite the different styles that will inevitably drift in and out of favour during the coming quarters, Polen Capital feel confident that their disciplined and consistent investment approach will stand up well and the underlying earnings growth of the Portfolio will drive the long-term investment outcome. Polen Capital also believe the secular tailwinds that many of our businesses are benefitting from will persist for years to come.

## Top Completed Holdings (to 31 August 2021)

Company Name	Sector	Country of Domicile	Market Cap US\$ B	Weight (%)
Microsoft Corp	Information Technology	United States	2,269	9.3
Alphabet Inc	Communication Services	United States	1,935	8.5
Adobe Inc	Information Technology	United States	316	6.8
Accenture PLC	Information Technology	Ireland	213	5.8
Abbott Laboratories	Health Care	United States	224	5.4
Facebook Inc	Communication Services	United States	904	5.3
Amazon.com Inc	Consumer Discretionary	United States	1,070	4.2
Autodesk Inc	Information Technology	United States	68	4.0
SAP SE	Information Technology	Germany	185	3.8
Mastercard Inc	Information Technology	United States	339	3.8

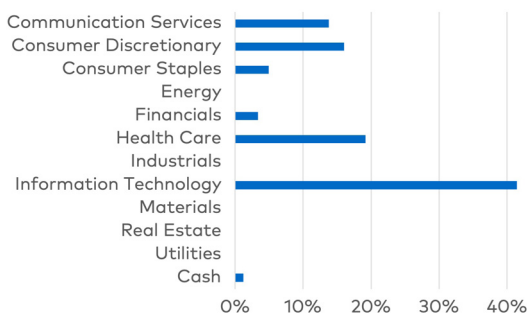
## Contact Details

### Investors

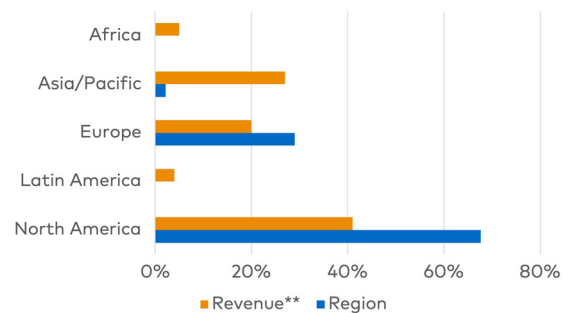
David Buckland  
Chief Executive Officer  
Telephone: (02) 8046 5000  
Email: dbuckland@montinvest.com

Toby Roberts  
Account Manager  
Telephone: (02) 8046 5017  
Email: troberts@montinvest.com

## GICS Sector Exposure



## Geographic Exposure



\*\* Revenue data is updated quarterly

This report was prepared by Montgomery Investment Management Pty Ltd, AFSL No: 354564 ('Montgomery') the investment manager of Polen Capital Global Growth Fund (ARSN: 647 518 723) (Fund). The Responsible Entity of the Fund is Fundhost Limited (ABN 69 092 517 087) (AFSL No: 233 045) ('Fundhost'). This report has been prepared for the purpose of providing general information, without taking into account your particular objectives, financial circumstances or needs. You should obtain and consider a copy of the Product Disclosure Document ('PDS') relating to the Fund before making a decision to invest. Available here: <https://www.montinvest.com/our-funds/polen-capital-global-growth-fund/> While the information in this document has been prepared with all reasonable care, neither Fundhost nor Montgomery makes any representation or warranty as to the accuracy or completeness of any statement in this document including any forecasts. Neither Fundhost nor Montgomery guarantees the performance of the Fund or the repayment of any investor's capital. To the extent permitted by law, neither Fundhost nor Montgomery, including their employees, consultants, advisers, officers or authorised representatives, are liable for any loss or damage arising as a result of reliance placed on the contents of this report. Past performance is not indicative of future performance.