

Polen Capital Global Growth Fund Class A Units

Investment Report & Fact Sheet

February 2022

Fund Overview

Polen's Global Growth strategy seeks to achieve long-term growth by building a concentrated portfolio of outstanding global businesses. Polen Capital (Polen) believe that consistent earnings growth is the primary driver of intrinsic value and long-term stock appreciation. Polen invests in companies they identify as having a durable earnings profile driven by a sustainable competitive advantage, superior financial strength, proven management teams and powerful products/services.

By thinking and investing like a business owner and taking a long-term investment approach, Polen believe that clients will best benefit from targeted steady compounding returns expected to be generated by the companies held in the portfolio. Returns are not guaranteed.

Fund Facts

Investment Manager

Montgomery Investment Management Pty Ltd

Objective

The Fund aims to outperform the benchmark, over a rolling five-year period, net of fees.

Benchmark

MSCI ACWI Net Total Return Index, in Australian Dollars

Fund Construction

The Fund typically invests in a portfolio of 25 to 35 high quality outstanding global businesses with competitive advantages and the potential for sustained superior returns.

APIR

FHT8597AU

Recommended Investment Timeframe

At least 5 years

Minimum Initial Investment

A\$25,000

Inception Date

15 March 2021

Aggregate Fund Size

\$32.0M

Management Fees and Costs

Up to 1.20% per annum of the net asset value of The Fund

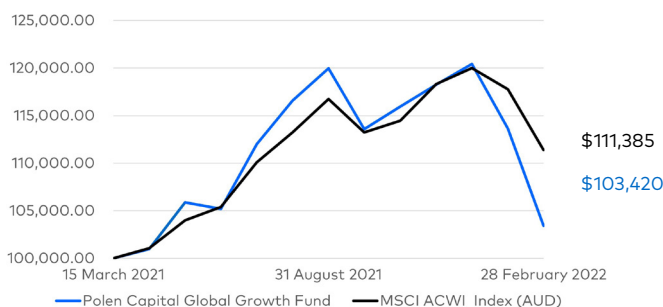
Performance Fees

15.05% of the excess total return of The Fund (after management fees and expenses have been deducted) above the Fund's benchmark.

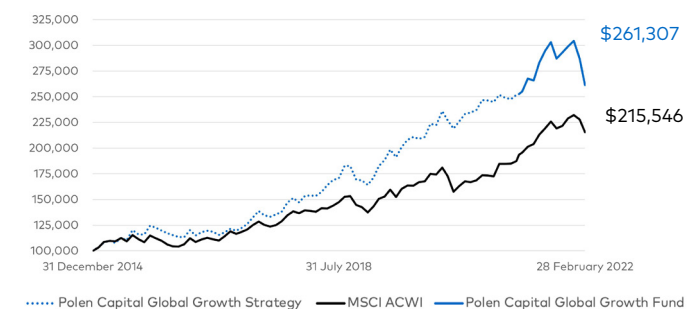
Application & Redemption Prices

montinvest.com/our-funds/polen-capital-global-growth-fund/

Polen Capital Global Growth Fund Performance



Polen Capital Global Growth Strategy Performance – AUD adjusted*



*Source: Montgomery/Archer. The Fund's inception date is 15 March 2021. Performance for prior periods is based on the actual performance of the Polen Capital Global Growth strategy managed by Polen Capital since 31 December 2014, adjusted for fees and converted to AUD and assumes all distributions are reinvested. The Fund invests using the identical strategy to the Polen Capital Global Growth Strategy and is advised by the same investment management team managing to the same investment objectives. Past performance is not a reliable indicator of future performance.

Portfolio Performance (to 28 February 2022, after all fees)

	1 month	3 months	6 months	1 year	Since Inception (15 Mar 2021)	Compound Annual Return (CAR) Since Inception	Strategy CAR Since Inception*	Strategy Return Since Inception*
Polen Capital Global Growth Fund	-9.00%	-12.54%	-13.80%	N/A	3.42%	N/A	14.35%	161.31%
MSCI ACWI (AUD)	-5.42%	-5.87%	-4.59%	N/A	11.38%	N/A	11.32%	115.55%
Out/Underperformance	-3.58%	-6.67%	-9.21%	N/A	-7.96%	N/A	3.03%	45.76%

Portfolio Performance is calculated after fees and costs, including the Investment management fee and Performance fee, but excludes the buy/sell spread. All returns are on a pre-tax basis.

Polen Capital Global Growth Fund Class A Units

Investment Report & Fact Sheet

February 2022

Fund Commentary

Global equities closed the second month of the year lower, attributable to escalations in the Russian war on Ukraine and the imposition of sanctions on Russian companies. In addition, strongly rising commodity prices and increased inflationary expectations further compounded the sell-off. Uncertainty on the possibility of a number of Fed rate hikes this year also continued to cast a cloud over investors' risk appetite. As a result, the Polen Capital Global Growth Fund (the Fund) returned negative 9.00 per cent versus the benchmark which returned negative 5.42 per cent. The Fund's underperformance was driven by unfavorable stock selection and unfavorable sector allocation. Polen Capital's focus is on high quality, strongly growing, competitively advantaged companies, and many of these have underperformed the broader market in recent months.

The top three absolute contributors to performance were Aon, Align Technology, and Siemens Healthineers. Stock selection within the consumer staples sector also added to

relative gains led by Nestle. From a geographic perspective, an underweight to Eastern Europe contributed the most to relative performance.

The top three absolute detractors to performance were Meta Platforms, PayPal and Adobe. An overweight to the health care sector also detracted from relative performance led by ICON. From a geographic perspective, stock selection within Western Europe weighed down on relative performance.

The Fund added a new position in Netflix and increased positions in Amazon and SAP, while also selling PayPal.

While Polen Capital's steady and disciplined approach may not stand out during the current rotation towards the "value" end of the market, or periods of ebullience, they remain steadfast in the belief that it will continue to produce solid absolute and relative returns over the medium and long term. While Polen Capital are careful in approach, they have great confidence in their investment discipline and the businesses the Fund owns.

Top Completed Holdings (to 28 February 2022)

Company Name	Sector	Country of Domicile	Market Cap US\$ B	Weight (%)
Alphabet Inc	Communication Services	United States	1,784	9.1
Visa Inc	Information Technology	United States	449	6.8
Adobe Inc	Information Technology	United States	221	6.4
Microsoft Corp	Information Technology	United States	2,240	6.2
ICON PLC	Health Care	Ireland	19	5.9
Mastercard Inc	Information Technology	United States	353	5.4
Amazon.com Inc	Consumer Discretionary	United States	1,563	5.0
Abbott Laboratories	Health Care	United States	213	4.8
SAP SE	Information Technology	Germany	140	4.2
Autodesk Inc	Information Technology	United States	48	4.1

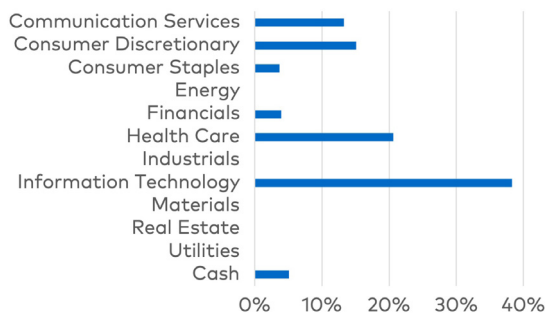
Contact Details

Investors

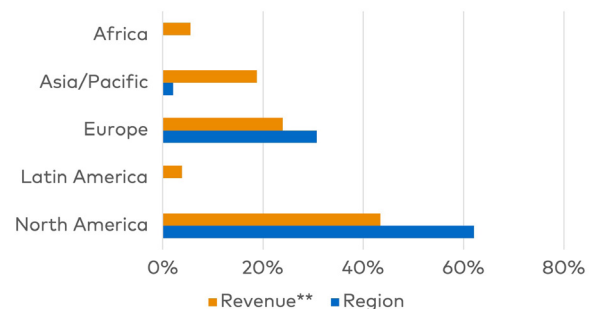
David Buckland
Chief Executive Officer
Telephone: (02) 8046 5000
Email: dbuckland@montinvest.com

Toby Roberts
Account Manager
Telephone: (02) 8046 5017
Email: troberts@montinvest.com

GICS Sector Exposure



Geographic Exposure



This report was prepared by Montgomery Investment Management Pty Ltd, AFSL No: 354564 ('Montgomery') the investment manager of Polen Capital Global Growth Fund (ARSN: 647 518 723) (Fund). The Responsible Entity of the Fund is Fundhost Limited (ABN 69 092 517 087) (AFSL No: 233 045) ('Fundhost'). This report has been prepared for the purpose of providing general information, without taking into account your particular objectives, financial circumstances or needs. You should obtain and consider a copy of the Product Disclosure Document ('PDS') and Target Market Determination ('TMD') relating to the Fund before making a decision to invest. Available here: <https://www.montinvest.com/our-funds/polen-capital-global-growth-fund/> and here: <https://fundhost.com.au/> While the information in this document has been prepared with all reasonable care, neither Fundhost nor Montgomery makes any representation or warranty as to the accuracy or completeness of any statement in this document including any forecasts. Neither Fundhost nor Montgomery guarantees the performance of the Fund or the repayment of any investor's capital. To the extent permitted by law, neither Fundhost nor Montgomery, including their employees, consultants, advisers, officers or authorised representatives, are liable for any loss or damage arising as a result of reliance placed on the contents of this report. Past performance is not indicative of future performance.