

Polen Capital Global Growth Fund Class B Units

Investment Report & Fact Sheet

November 2023

Fund Overview

Polen's Global Growth strategy seeks to achieve long-term growth by building a concentrated portfolio of outstanding global businesses. Polen Capital (Polen) believe that consistent earnings growth is the primary driver of intrinsic value and long-term stock appreciation. Polen seeks to invest in companies they identify as having a durable earnings profile driven by a sustainable competitive advantage, financial strength, proven management teams and powerful products/services.

By thinking and investing like a business owner and taking a long-term investment approach, Polen believe that clients will best benefit from targeted steady compounding returns expected to be generated by the companies held in the portfolio. Returns are not guaranteed.

Fund Facts

Investment Manager

Montgomery Investment Management Pty Ltd

Objective

The Fund aims to outperform the benchmark, over a rolling five-year period, net of fees.

Benchmark

MSCI ACWI Net Total Return Index, in Australian Dollars

Fund Construction

The Fund typically invests in a portfolio of 25 to 35 high quality global businesses with competitive advantages.

APIR

FHT1389AU

Portfolio Managers

Damon Ficklin
Jeff Mueller

Recommended Investment Timeframe

At least 5 years

Minimum Initial Investment

A\$25,000

Inception Date

15 March 2021

Aggregate Fund Size

\$44.9M

Management Fees and Costs

Up to 0.90% per annum of the net asset value of The Fund

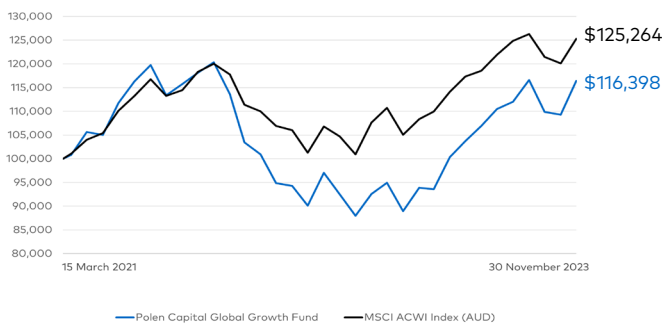
Performance Fees

15.05% of the excess total return of The Fund (after management fees and expenses have been deducted) above the Fund's benchmark.

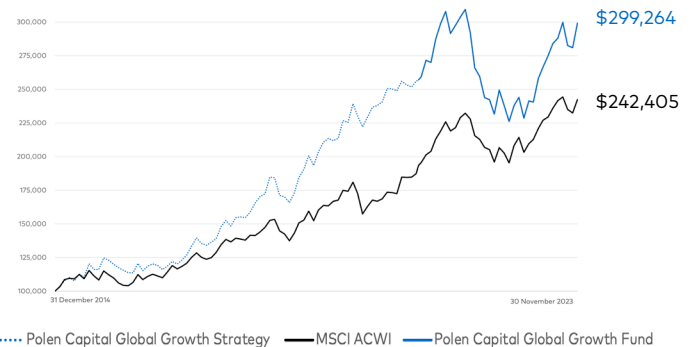
Application & Redemption Prices

montinvest.com/advisers/polen-capital-global-growth-fund/

Polen Capital Global Growth Fund Performance



Polen Capital Global Growth Strategy Performance – AUD adjusted*



*Source: Montgomery/Archer. The Fund's inception date is 15 March 2021. Performance for prior periods is based on the actual performance of the Polen Capital Global Growth strategy managed by Polen Capital since 31 December 2014, adjusted for fees and converted to AUD and assumes all distributions are reinvested. The Fund invests using the identical strategy to the Polen Capital Global Growth Strategy and is advised by the same investment management team managing to the same investment objectives. Past performance is not a reliable indicator of future performance.

Portfolio Performance (to 30 November 2023, after all fees)

	1 month	3 months	6 months	1 year	2 years	Since Inception (15 Mar 2021)	Compound Annual Return (CAR) Since Inception	Strategy CAR Since Inception*	Strategy Return Since Inception*
Polen Capital Global Growth Fund	6.50%	-0.18%	8.89%	22.64%	-0.74%	16.40%	5.76%	13.08%	199.26%
MSCI ACWI (AUD)	4.30%	-0.79%	5.69%	13.14%	2.89%	25.26%	8.67%	10.44%	142.40%
Out/Underperformance	2.20%	0.61%	3.20%	9.50%	-3.63%	-8.86%	-2.91%	2.64%	56.86%

Portfolio Performance is calculated after fees and costs, including the Investment management fee and Performance fee, but excludes the buy/sell spread. All returns are on a pre-tax basis.

Polen Capital Global Growth Fund Class B Units

Investment Report & Fact Sheet

November 2023

Fund Commentary

Inflation data generally came in weaker than expected, especially in the U.S., leading to raised expectations not only for central banks to maintain their tightening pauses but for the growing prospect of interest rate cuts in 2024. Equities posted compelling total returns, largely erasing the previous three months' negative performance. Germany and the U.S. were the strongest performing regional markets whilst China and the UK lagged by quite some distance.

Bond yields fell, with the yield on the 10-year U.S. Treasury declining 60 basis points to close at 4.33 per cent, posting its best monthly return for a decade. Despite persistent OPEC production cuts, oil continued its slide, falling just over U.S.\$5 to end the month at U.S.\$76 per barrel. The U.S. dollar was approximately 3 per cent lower on a trade weighted basis.

The Polen Capital Global Growth Fund (the Fund) increased by 6.50 per cent, in the month of November and its benchmark, the MSCI ACWI Net Total Return Index in AUD, increased 4.30 per cent. The Fund delivered a 22.64 per cent return for the year to November 2023, out-performance of 9.50 per cent.

Security selection drove relative outperformance for the month. The overweight to the IT sector was a positive as was a zero weighting to the Energy sector. The Healthcare overweight was a negative. At a stock selection level, the top contributors were Workday, SAP, and Siemens Healthineers. While the top three detractors to performance in the month were Estee Lauder, AON and ADP.

Continued on the next page...

Top Completed Holdings (to 30 November 2023)

Company Name	Sector	Country of Domicile	Market Cap US\$ B	Weight (%)
Amazon.com Inc	Consumer Discretionary	United States	1,510	9.2
Microsoft Corp	Information Technology	United States	2,816	7.8
Alphabet Inc	Communication Services	United States	1,667	6.9
SAP SE	Information Technology	Germany	195	5.6
Adobe Inc	Information Technology	United States	278	5.6
Workday Inc	Information Technology	United States	71	5.1
Abbott Laboratories	Health Care	United States	181	4.7
ICON PLC	Health Care	United Kingdom	22	4.5
Visa Inc	Financials	United States	528	4.4
Mastercard Inc	Financials	United States	388	4.3

Contact Details

Advisors, researchers and platforms

Scott Phillips, Head of Distribution

Telephone: (02) 8046 5005

Email: sphillips@montinvest.com

Dean Curnow, National Account Manager

Telephone: (02) 8046 5019

Email: dcurnow@montinvest.com

David Denby, National Account Manager

Telephone: 0455 086 484

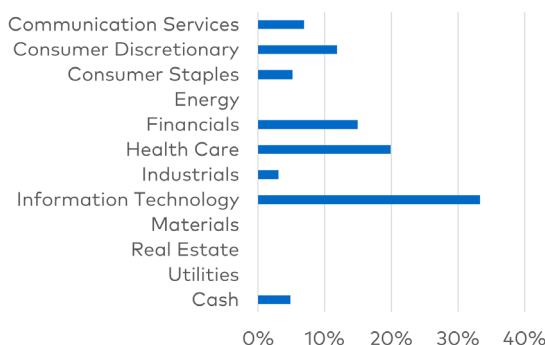
Email: ddenby@montinvest.com

Michael Gallagher, National Account Manager

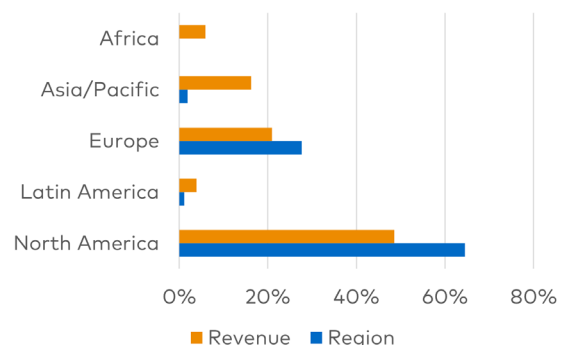
Telephone: 0409 771 306

Email: mgallagher@montinvest.com

GICS Sector Exposure



Geographic Exposure



Platforms we are on: BT Panorama HUB24 Netwealth

Polen Capital Global Growth Fund Class B Units

Investment Report & Fact Sheet

November 2023

Fund Commentary

During November the Fund added to its positions in Amazon, Novo Nordisk and Abbott Laboratories while trimming its position in Nestle. The Fund also sold its positions in Align Technology and Estee Lauder.

Regardless of the near-term direction of interest rates, the companies in the Fund are performing well, and Polen Capital expect them to continue to perform well through the cycle. Polen Capital believe the portfolio's valuation is currently fair for what they consider to be a collection of some of the best companies in the world. Polen Capital believe these companies are well-positioned to deliver mid-teens underlying earnings per share (EPS) growth, in the aggregate, for many years.

This report was prepared by Montgomery Investment Management Pty Ltd, AFSL No: 354564 ('Montgomery') the investment manager of Polen Capital Global Growth Fund (ARSN: 647 518 723) (Fund). The Responsible Entity of the Fund is Fundhost Limited (ABN 69 092 517 087) (AFSL No: 233 045) ('Fundhost'). This report has been prepared for the purpose of providing general information, without taking into account your particular objectives, financial circumstances or needs. You should obtain and consider a copy of the Product Disclosure Document ('PDS') relating to the Fund before making a decision to invest. The PDS and Target Market Determination ('TMD') are available here: <https://www.montinvest.com/advisers/polen-capital-global-growth-fund/> and <https://investwith.montinvest.com/PolenCapitalGlobalGrowthFundBTMD> While the information in this document has been prepared with all reasonable care, neither Fundhost nor Montgomery makes any representation or warranty as to the accuracy or completeness of any statement in this document including any forecasts. Neither Fundhost nor Montgomery guarantees the performance of the Fund or the repayment of any investor's capital. To the extent permitted by law, neither Fundhost nor Montgomery, including their employees, consultants, advisers, officers or authorised representatives, are liable for any loss or damage arising as a result of reliance placed on the contents of this report. Past performance is not indicative of future performance.